

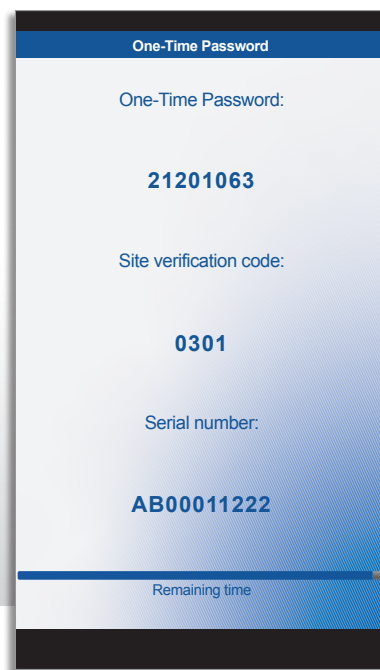
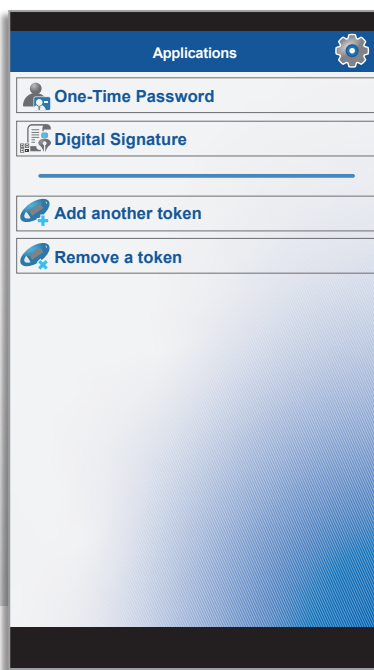
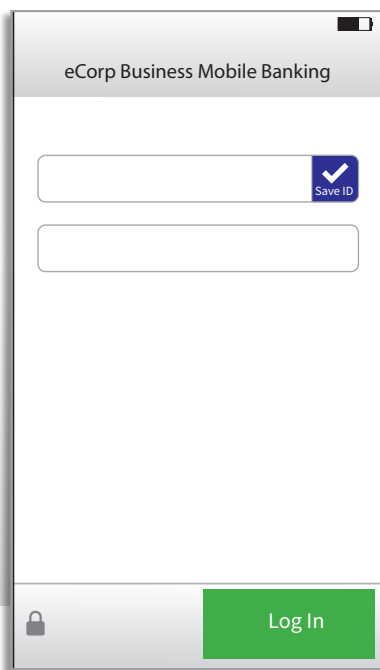


## **SOFT TOKEN GUIDE**

Logging in to eCorp Business Mobile Banking

## Using your DIGIPASS soft token app with your eCorp Business Mobile Banking app:

Once your soft token has been activated through eCorp Business Online Banking, you will use it to generate a one-time password when logging in to eCorp Business Mobile Banking and when completing ACH or Wire transaction Security Challenges.



### Providing a One-Time Password

1. Open the eCorp Business Mobile Banking app.
2. Enter your **Username**.
3. Open the **DIGIPASS for Business Banking** app.
4. Tap **One-Time Password**.
5. Copy the One-Time Password displayed in the soft token app.
6. Navigate back to **eCorp Business Mobile Banking**.
7. Paste in the **One-Time Password** followed by your four-digit **PIN**.
8. Tap **Log In**.

*If asked to provide a one-time password to approve or initiate transactions, repeat steps 3-7.*

